

PARENT PORTAL GUIDE





Parent Portal Guide

For a video version click here> [LINK](#)





***Parent Portal
Registration Guide***
Creating Your Parent Portal Account



Creating your Parent Portal Account

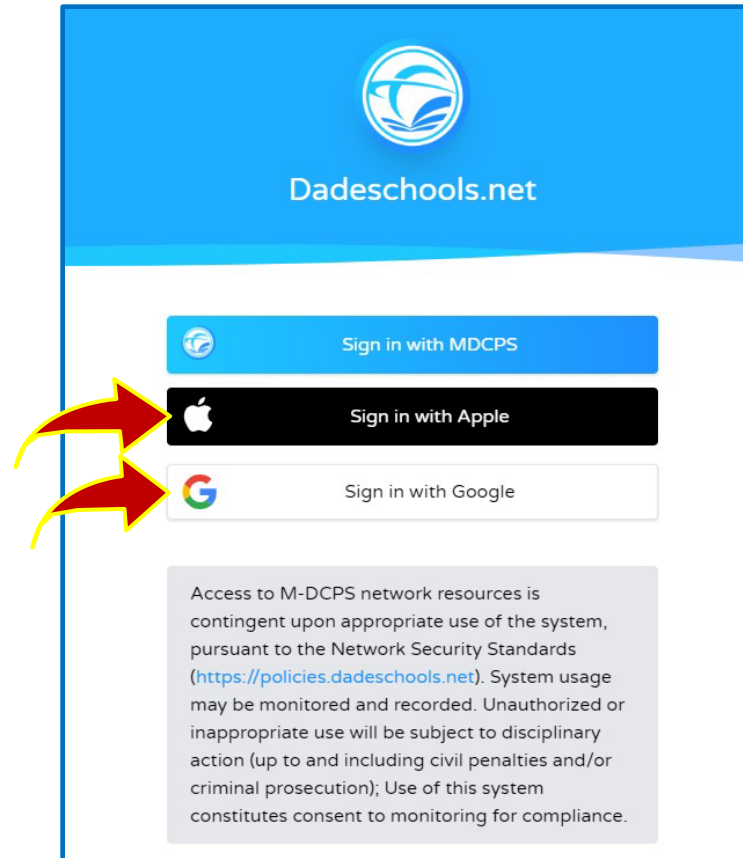
1. Go to www.dadeschools.net click on Portal and Select Parents.

The screenshot shows the Miami-Dade County Public Schools website. The header includes the logo and tagline "Giving our students the world". A navigation menu contains links for Home, Schools, Directories, School Board, Calendar, Committees, Careers, Superintendent, and Portal. The Portal link is circled in red, and a dropdown menu is open, showing options for Students/Employees, Parents, and Community Members. A red arrow points to the Parents option. Below the navigation is a large banner for "FREE BACK-TO-SCHOOL PHYSICALS AND IMMUNIZATIONS" featuring logos for Miami-Dade County Public Schools, Florida Health, and University of Miami Health System. The banner also includes a purple shield with a white cross, a clipboard with a checklist, and a medicine bottle. A photograph of a doctor interacting with a child and a parent is shown on the right. At the bottom, there is a section titled "Free Back-to-School Immunizations for School-Aged Children" and a footer with links for Resources, Accessibility Statement, Parent Resources, FortifyFL, and Site Map, along with an accessibility icon.



Creating your Parent Portal Account

2. Select *Sign in with Apple* if signing in with an Apple ID or *Sign in with Google* if signing in with a Google ID.



The option to *Sign in with MDCPS* is for parents who already have a Parent Portal account and who will be signing in with their existing Parent Account Number starting with the letter “P.”

This option will only be available until December 31, 2023. After that date, all parents will have to sign in using their Apple or Google ID.



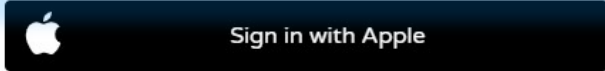
Creating your Parent Portal Account

Apple Users Only:

Make sure to select Share My Email when prompted.



For security, Apple will ask if you want to share your email with our Dadeschools app. It is recommended that you choose to share your email. If you select "Hide my email," your account will be considered a new account and you will need to add your child(ren)'s information again.



[Go Back](#)



Create an account for Community Hub Production Service using your Apple ID [redacted].com".

NAME

[redacted]

Edit

EMAIL

Share My Email

[redacted].com

Edit

Hide My Email

Forward To: [redacted].com

Cancel

Continue



Creating your Parent Portal Account

3. Once signed in, you will arrive at the Parent Portal home page. Select *Add Student* on the left menu to add your child to your account.

Miami-Dade County Public Schools
Giving our students the world

English SEARCH

Home Schools Directories School Board Calendar Committees Careers Superintendent Portal

M-DCPS Parent Portal

- Gradebook
- I.T. Newsletter
- Bus Information
- Income Survey
- Student Attendance Excused
- Add Student**
- FortifyFL
- Report Fraud
- Sign Out

Family Empowerment Scholarship (FES) for the 2022-2023 School Year
For available school choice options in Florida, please click below.
[Learn More](#)

Reading Scholarships Available
Help is here; scholarships are available for Florida students.
[Scholarship Details](#) [How to Apply](#)

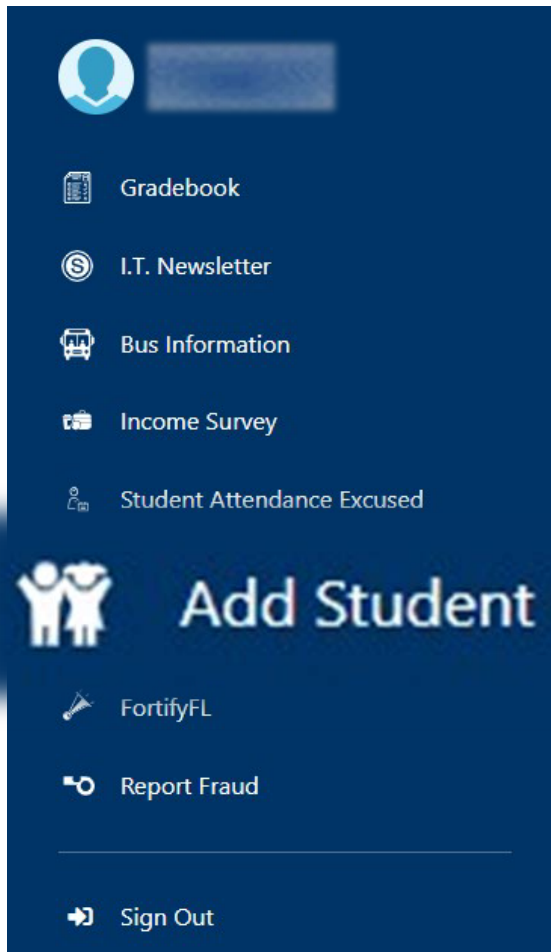
Need a Device? Check one out today!
Have you checked out your child's device yet?
[Learn More](#)



Adding Your Child to Your Account via Portal

Reminders:

- ✓ You may add your child to your Parent Portal account 24 hours after completing your registration.
- ✓ You will need the Parent PIN number from your child's school to link your child to your Parent Portal.



Add Student

Parent ID
[Redacted]

Student ID (7 digits)
1234567

Parent PIN (6 digits)
.....

Home Zip Code
33132

Date of Birth
12/01/2017

Student born in the US?
 Yes No

Birth State
Florida

[Add Student](#) [Clear Form](#)



Adding Your Child to Your Account via Portal

After clicking *Add Student*, your child's name will appear here if all the information was entered correctly.

Add Student

Parent ID

Student ID (7 digits)

Parent PIN (6 digits)

Home Zip Code

Date of Birth

Student born in the US?

Birth State

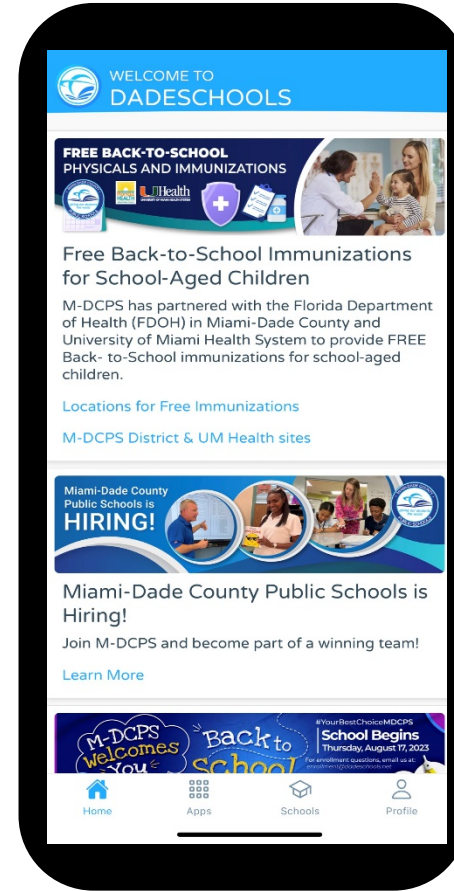
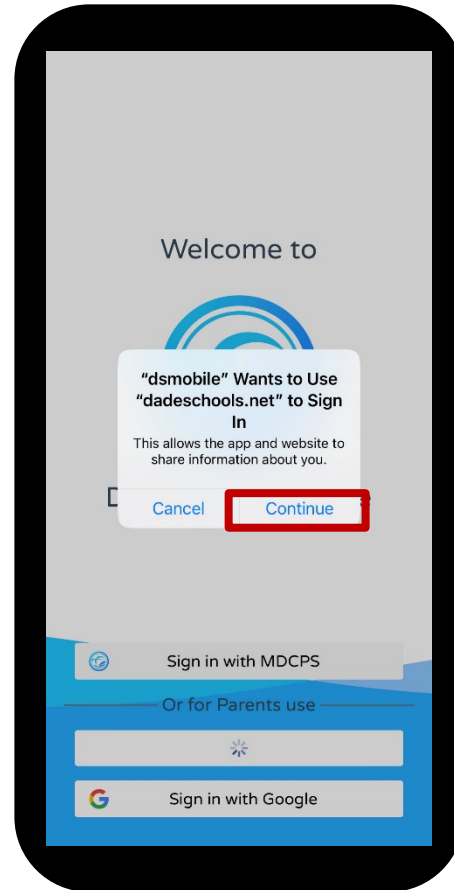
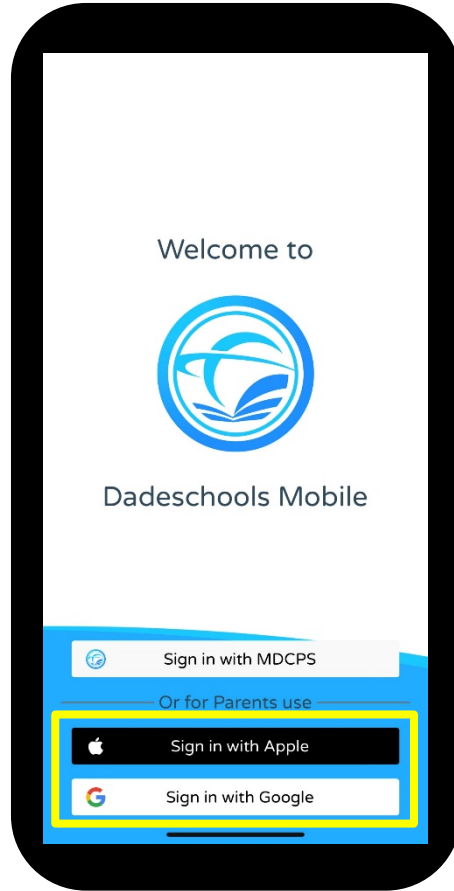
Add Student Clear Form

Click on the X at the top of the screen to close this window after you are done.

4. Enter all of your child's information, including the Parent PIN provided to you by your child's school, then click Add Student.



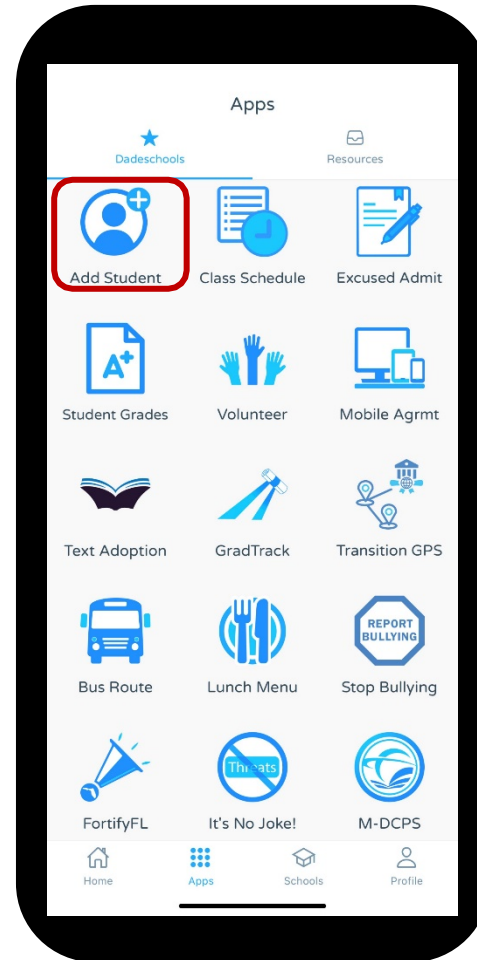
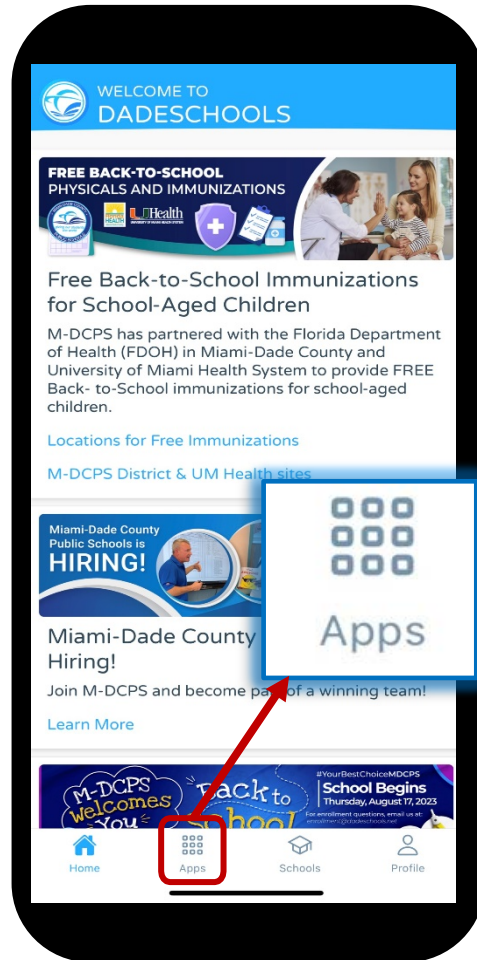
Adding Your Child to Your Parent Portal Account via Dadeschools Mobile App



1. Download the Dadeschools Mobile App from the App Store or Play Store.
2. Launch the app on your phone.
3. Select Sign In with Apple or Sign In with Google.
4. Click Continue when asked to allow “dsmobile” to sign in. Apple Users Only: Make sure to select **Share My Email** when prompted.
5. Enter your credentials when prompted and you will arrive at the home page.



Adding Your Child to Your Parent Portal Account via Dadeschools Mobile App



6. Once inside the Mobile app, click on the Apps icon at the bottom of the main page.

7. Click on Add Student on the Apps page.



Adding Your Child to Your Parent Portal Account via Dadeschools Mobile App

Add Student

Parent ID

Student ID (7 digits)

Parent PIN (6 digits)

Home Zip Code

Date of Birth

Student born in the US?

Birth State


Add Student Clear Form

8. Enter the information required, including the Parent Pin acquired by visiting your child's school.

9. Once you complete adding all the information, click Add Student.

Once registered, students will show here.

Repeat steps 1-9 for each child you wish to add to your Parent Account using the Mobile App.



Registered Students

Add Student

Parent ID

Student ID (7 digits)

Parent PIN (6 digits)

Home Zip Code

Home App Schools Profile



Parent Portal Navigation Guide



Navigating Parent Portal Resources

Click here to access current grades and attendance.

Home Schools Directories School Board Calendar Committees Careers Superintendent Portal

- Gradebook
- I.T. Newsletter
- Bus Information
- Income Survey
- Student Attendance Excused
- Add Student
- FortifyFL
- Report Fraud
- Sign Out

FLORIDA DEPARTMENT OF EDUCATION
fldoe.org

Step Up
for students

Main / Missing & Upcoming Assignments

Missing & Upcoming Assignments

Apr 18	Portfolio Language Arts Reading Gifted Grade
Apr 18	Portfolio Language Arts Reading Gifted Grade

Missing & Upcoming Assignments

Grades

Attendance

Miami-Dade Paperless Interim

Notifications

Options

My Profile

Sign out

Last login: 7/26/2023 1:53:29 PM
Wazzle Gradebook
Copyright 2016-2021 Wazzle Solutions, LLC.
All rights reserved.

WAZZLE SOLUTIONS



Navigating Parent Portal Resources

Click here to access your child's Report Card information.

Home Schools Directories School Board Calendar Committees

[Name]

- Bus Information
- Gradebook
- Income Survey
- I.T. Newsletter
- Manage Student
- Report Card / Assessments**
- Student Attendance Excused
- Sign Out

Displaying info. for [Student Name] Print Report Card

Report Card Report Card Back Teacher Comments Assessment Results Student Info Bus Info Reports















Schedule				Grading						Schedule
Course Teacher	PERIOD	Term	Room School	GRD	E	C	ABS	TD	CM	Final Grade
Language Arts Writing Gifted Grade PEREZIBANEZ CRISTINA (email)	01	A	261 0251	A	1	A				A
Language Arts Reading Gifted Grade PEREZIBANEZ CRISTINA (email)	03	A	261 0251	A	1	A				B
Mathematics - Grade Three Gifted ROURA COSETTE (email)	04	A	261 0251	A	1	A				A
Science - Grade Three - Gifted ROURA COSETTE (email)	05	A	261 0251	A	1	A				A
Social Studies Grade Three Gifted ROURA COSETTE (email)	06	A	261 0251	A	1	A				A
Art - Intermediate 1 OCHOA ALIANA (email)	07	A	5124 0251	A	1	A				A
Music - Intermediate 1 SUERO JETZABEL (email)	08	A	5127 0251	A	1	A				A
Physical Education - Grade 3 LUIS TERESA (email)	09	A	922 0251	A	1	A				A
World Language - Spanish Grade 3 ASENCIO-CASTRO ELSA (email)	10	A	690 0251	A	1	A				A
Elementary Homeroom ROURA COSETTE (email)	HR	A	261 0251							


1st Grading Period - click to expand
2nd Grading Period - click to expand
3rd Grading Period - click to expand
4th Grading Period - click to expand

*Students in EOC eligible courses may have final grade withheld pending results of EOC Exam. Refer to the Assessment Tab for EOC Score. Please note that every effort has been made to ensure that the posted information is accurate; however, if you have any questions please contact your school for assistance.
*Student is participating in Cambridge Primary. Cambridge curriculum is infused in Language Arts, Math, and Science.



Navigating Parent Portal Resources















 <ul style="list-style-type: none"> Bus Information Gradebook Income Survey I.T. Newsletter Manage Student Report Card / Assessments Student Attendance Excused <hr/> <ul style="list-style-type: none"> Sign Out 	 <p>Virtual Library</p> <p>Click here to access a variety of library web sites, resources, and reading lists.</p>	 <p>Magnet Application</p> <p>Magnet Application for Parents</p>	 <p>PayPams</p> <p>Parent Account Management System to pay your child's meals.</p>	 <p>College Bound</p> <p>Get your child reading, writing, and doing math today!</p>
 <p>The Parent Academy</p> <p>Find out about workshops for Parents, Resources, and Upcoming Parent Events.</p>	 <p>School Operations @ MDCPS</p> <p>Website provides information regarding the day-to-day operations such as Attendance, Transportation, etc.</p>	 <p>Online School Payments</p> <p>This service is provided to facilitate online credit card payment of school fees for a variety of products and services.</p>	 <p>Online registration and payment system</p> <p>FOCUS: Before/After school care programs & Community Ed. classes</p>	
 <p>Infobase Learning</p> <p>Engaging curriculum-based digital reference content that covers a wide variety of core subject areas.</p>	 <p>OER (Parents and Students)</p> <p>Collections of free, high-quality educational materials, curated by the District for all employees, students, and parents.</p>	 <p>District Device Acknowledgement Form</p> <p>Request a District Device for your child.</p>	 <p>Report Bullying</p> <p>The bullying/harassment reporting form may be completed and submitted to the Division of Student Services for review.</p>	
<p>Resources virtuallibrary.dadeschools.net</p>	<p>Accessibility Statement</p>	<p>Parent Resources</p>	<p>FortifyFL</p>	<p>Site Map </p>



























Navigating Parent Portal Resources

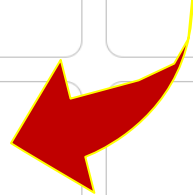
Scroll down to find important Apps.

 <ul style="list-style-type: none"> Bus Information Gradebook Income Survey I.T. Newsletter Manage Student Report Card / Assessments Student Attendance Excused <hr/> <ul style="list-style-type: none"> Sign Out 	 <p>Virtual Library</p> <p>Click here to access a variety of library web sites, resources, and reading lists.</p>	 <p>Magnet Application</p> <p>Magnet Application for Parents</p>	 <p>PayPams</p> <p>Parent Account Management System to pay your child's meals.</p>	 <p>College Bound</p> <p>Get your child reading, writing, and doing math today!</p>
 <p>The Parent Academy</p> <p>Find out about workshops for Parents, Resources, and Upcoming Parent Events.</p>	 <p>School Operations @ MDCPS</p> <p>Website provides information regarding the day-to-day operations such as Attendance, Transportation, etc.</p>	 <p>Online School Payments</p> <p>This service is provided to facilitate online credit card payment of school fees for a variety of products and services.</p>	 <p>Online registration and payment system</p> <p>FOCUS: Before/After school care programs & Community Ed. classes</p>	
 <p>Infobase Learning</p> <p>Engaging curriculum-based digital reference content that covers a wide variety of core subject areas.</p>	 <p>OER (Parents and Students)</p> <p>Collections of free, high-quality educational materials, curated by the District for all employees, students, and parents.</p>	 <p>District Device Acknowledgement Form</p> <p>Request a District Device for your child.</p>	 <p>Report Bullying</p> <p>The bullying/harassment reporting form may be completed and submitted to the Division of Student Services for review.</p>	
Resources	Accessibility Statement	Parent Resources	FortifyFL	Site Map 



Navigating Parent Portal Resources

 <ul style="list-style-type: none">  Bus Information  Gradebook  Income Survey  I.T. Newsletter  Manage Student  Report Card / Assessments  Student Attendance Excused <hr/> <ul style="list-style-type: none">  Sign Out 	 <h3>Virtual Library</h3> <p>Click here to access a variety of library web sites, resources, and reading lists.</p>	 <h3>Magnet Application</h3> <p>Magnet Application for Parents</p>	 <h3>PayPams</h3> <p>Parent Account Management System to pay your child's meals.</p>	 <h3>College Bound</h3> <p>Get your child reading, writing, and doing math today!</p>
 <h3>The Parent Academy</h3> <p>Find out about workshops for Parents, Resources, and Upcoming Parent Events.</p>	 <h3>School Operations @ MDCPS</h3> <p>Website provides information regarding the day-to-day operations such as Attendance, Transportation, etc.</p>	 <h3>Online School Payments</h3> <p>This service is provided to facilitate online credit card payment of school fees for a variety of products and services.</p>	 <h3>Online registration and payment system</h3> <p>FOCUS: Before/After school care programs & Community Ed. classes</p>	
 <h3>Infobase Learning</h3> <p>Engaging curriculum-based digital reference content that covers a wide variety of core subject areas.</p>	 <h3>OER (Parents and Students)</h3> <p>Collections of free, high-quality educational materials, curated by the District for all employees, students, and parents.</p>	 <h3>District Device Acknowledgement Form</h3> <p>Request a District Device for your child.</p>	 <h3>Report Bullying</h3> <p>The bullying/harassment reporting form may be completed and submitted to the Division of Student Services for review.</p>	
Resources virtuallibrary.dadeschools.net	Accessibility Statement	Parent Resources	FortifyFL	Site Map 





Navigating Parent Portal Resources

OSP
by edlio

MDCPS Online School Payment
Online School Payments

Home | Elementary School | Middle School | K-8 and K-12 Schools | Secondary School | Vocational | Pay Obligation | Before/After Care

HOME :: **Elementary School** | EL - 4071

- AMELIA EARHART ELEMENTARY - 1521
- ARCH CREEK ELEMENTARY SCHOOL - 0341
- ARCOLA LAKE ELEMENTARY - 0101
- AUBURNDALE ELEMENTARY - 0121
- AVOCADO ELEMENTARY - 0161
- BABY AND ME - 9042
- BANYAN ELEMENTARY - 0201
- BARBARA HAWKINS ELEMENTARY - 3781
- BEL-AIRE ELEMENTARY - 0261
- BEN SHEPPARD ELEMENTARY - 5021
- BENT TREE ELEMENTARY - 0271
- BISCAYNE BEACH ELEMENTARY - 0321
- BISCAYNE GARDENS ELEMENTARY - 0361
- BRENTWOOD ELEMENTARY - 0461
- BROADMOOR ELEMENTARY - 0521
- BUNCHE PARK ELEMENTARY - 0641
- CALUSA ELEMENTARY - 0671
- CARIBBEAN K-8 CENTER - 0661
- CAROL CITY ELEMENTARY - 0681
- CHAPMAN PARTNERSHIP ECC NORTH - 0331
- CHAPMAN PARTNERSHIP ECC SOUTH - 0351

ONLINE SCHOOL PAYMENTS

Welcome to the Miami-Dade County schools Online School Payments (OSP)

This service is provided to facilitate online credit card payment of fees for a variety of products and services. This solution is currently used to a limited number of schools for evaluation and input by parents and school staff with the goal of implementing district-wide. We encourage parents to explore the website and provide feedback to their local school administrator. For further information please contact your local school administrator.

Home | Contact Us | Privacy Policy | Terms | Map

Copyright 2022 - OSMS Inc. All rights reserved.



Parent Portal
Gradebook Guide
Notifications & Alerts

Accessing Your Parent Portal Account



Gradebook Notifications

A screenshot of the Florida Department of Education Parent Portal. The top navigation bar includes links for Home, Schools, Directories, School Board, Calendar, Committees, Careers, Superintendent, and Portal. On the left, a dark blue sidebar menu contains several options: a user profile icon, Bus Information, Gradebook (highlighted with a red box), Income Survey, I.T. Newsletter, Manage Student, Report Card / Assessments, Student Attendance Excused, and Sign Out. The main content area features a large banner with a photo of a graduate being hugged by a family member, the Florida Department of Education logo, and the 'Step Up for students' logo. Below the banner are more photos of students in a library setting.

From the Parent Portal, click on [Gradebook](#) from the left menu.



Accessing Your Parent Portal Account

Setting Up/Verifying
Email Addresses from
the Internet Grade Viewer
page:

- Click on the name of the student for whom you would like to receive alerts.
- Under Options, click on My Profile.

The screenshot displays the Parent Portal interface. On the left is a navigation sidebar with the following items: Home, Students, Student 1, Student 2, SL 1, Missing & Upcoming Assignments, Grades, Attendance, Miami-Dade Paperless Interim, Notifications, Options, My Profile, and Sign out. A red arrow points to 'Student 1'. The main content area is titled 'Main / Grades' and 'Grades'. It shows a dropdown menu for the school year '2020 - 2021' and a list of subjects: '99 Mathematics - Grade One', '99 Language Arts Writing Grade 1', '99 Language Arts Reading Grade 1', and '99 World Language - Spanish Grade 1'. A second red arrow points to the 'Options' link in the sidebar. At the bottom of the sidebar, it says 'Last login: 11/18/2020 2:26:46 PM'.



Setting Up/Verifying Email Addresses

The Profile Details page:

- If email already exists, verify or enter an email address by clicking [Edit/Delete](#). If no email exists, click on [Add](#).

The screenshot shows the 'Profile Details' page with the following sections:

- Profile Details**
- Contact Information**
 - Name: [Redacted]
- Notifications**
 - Subscriptions: Edit
- Phone Number(s) | Add**
- Email Address(es) | Add** (highlighted with a red box)
 - Other: [Redacted] com | Edit | Delete
- External Credential(s)**
 - : [Redacted] Unlink
- Preferences**
 - Time Zone: [Redacted]
 - Language: [Redacted]



Setting Up/Verifying Email Addresses

Entering Parent Email:

- Set each address as either Home, Work or Other.
- After entering your email, click Edit Email to save your changes, after saving you will be directed back to the Gradebook Home Page.

Edit Email

Other

parentsampleemail@mail.com

Make this my primary email

Edit Email Cancel

Note: Primary email is needed for password reset or recovery and it will be used will be used for all communications.


- After adding an email address to the first student, repeat these steps for all other students associated with your Parent account.



Notifications

Managing your Notifications:

- From the Internet Grade Viewer summary page, select the student for whom you wish to subscribe email notifications.
- Then under Options, click My Profile.



The screenshot displays the 'My Profile' page for a student in the Wazzle Gradebook system. The left sidebar contains navigation options: Home, Students, a student profile card (SL 1), Missing & Upcoming Assignments, Grades, Attendance, Miami-Dade Paperless Interim, Notifications, Options (highlighted), My Profile, and Sign out. The main content area is titled 'Main / Notifications' and is divided into 'General Notifications' and 'Class Notifications'. Under 'General Notifications', there are settings for Unexcused Absence Notice, Excused Absence Notice, Discipline Notice, Attendance Summary, Grade Summary & Detail Report, and Assignments. Each of these has a 'None', 'Weekdays', or 'All Week' selection and an 'Email' checkbox. Under 'Class Notifications', there are settings for Elementary Homeroom (HR) and Language Arts Writing Grade 1 (99), each with a dropdown menu and an 'Email' checkbox. The footer includes the Wazzle Solutions logo and copyright information.



Notifications

Managing your Notifications:

- Select Edit to manage your notifications.

The screenshot shows a user profile page with the following sections:

- Profile Details**
- Contact Information**
 - Name: [Redacted]
- Notifications**
 - Subscriptions: [Redacted] [Edit](#)
- Phone Number(s) | Add**
- Email Address(es) | Add**
 - Other: [Redacted]@[Redacted].com | [Edit](#) | [Delete](#)
- External Credential(s)**
 - [Redacted] | [Unlink](#)

A red rounded rectangle highlights the 'Subscriptions' section, and a red arrow points to the 'Edit' link.



Notifications

General Notifications:

- Select the toggle icon on the far right-hand side to turn on that notification.
- For the Attendance Summary, Grade Summary & Detail Report, and Assignments, select the day of the week for which you wish to receive information. For faster selections, you may use the Weekdays option or All Week option to select M-F or S-S.
- The notifications will be delivered to the primary email on file.

Main / Notifications

General Notifications

Unexcused Absence Notice	✉ Email	<input checked="" type="checkbox"/>
Excused Absence Notice	✉ Email	<input type="checkbox"/>
Discipline Notice	✉ Email	<input type="checkbox"/>
Attendance Summary	<div style="border: 1px solid red; padding: 2px;">S M T W T F S None Weekdays All Week</div>	✉ Email <input type="checkbox"/>
Grade Summary & Detail Report	S M T W T F S None Weekdays All Week	✉ Email <input type="checkbox"/>
Assignments	S M T W T F S None Weekdays All Week	✉ Email <input type="checkbox"/>



Notifications

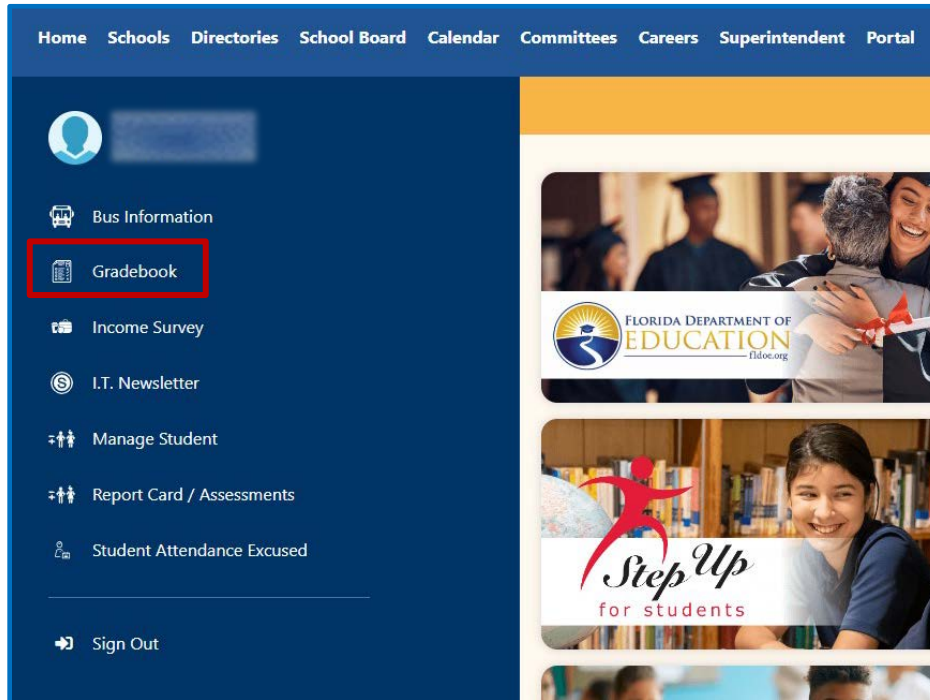
Under the Class Notification section, you will be able to specify when to receive alerts about grades.

- Click the grade threshold drop-down list for each subject.
- Select the grade threshold when an alert will be sent (example: when the student receives a C or below).
- Click Save when done.

Class Notifications			
Elementary Homeroom (HR)	<input type="text" value="A / 4"/>	<input checked="" type="checkbox"/> Email	<input type="checkbox"/>
Language Arts Writing Grade 1 (99)	<input type="text" value="A / 4"/>	<input checked="" type="checkbox"/> Email	<input type="checkbox"/>
Language Arts Reading Grade 1 (99)	<input type="text" value="A / 4"/>	<input checked="" type="checkbox"/> Email	<input type="checkbox"/>
Mathematics - Grade One (99)	<input type="text" value="A / 4"/>	<input checked="" type="checkbox"/> Email	<input type="checkbox"/>
Science - Grade One (99)	<input type="text" value="A / 4"/>	<input checked="" type="checkbox"/> Email	<input type="checkbox"/>
Social Studies Grade One (99)	<input type="text" value="A / 4"/>	<input checked="" type="checkbox"/> Email	<input type="checkbox"/>

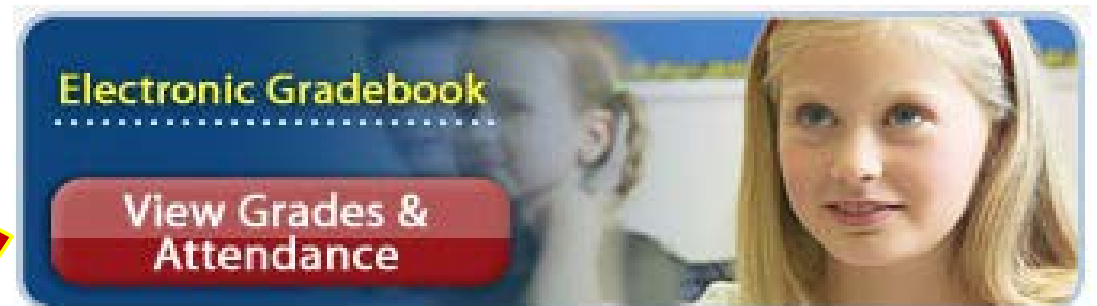



Canceling Alerts



To cancel any alerts, simply return to the Parent Portal and click on Gradebook ...

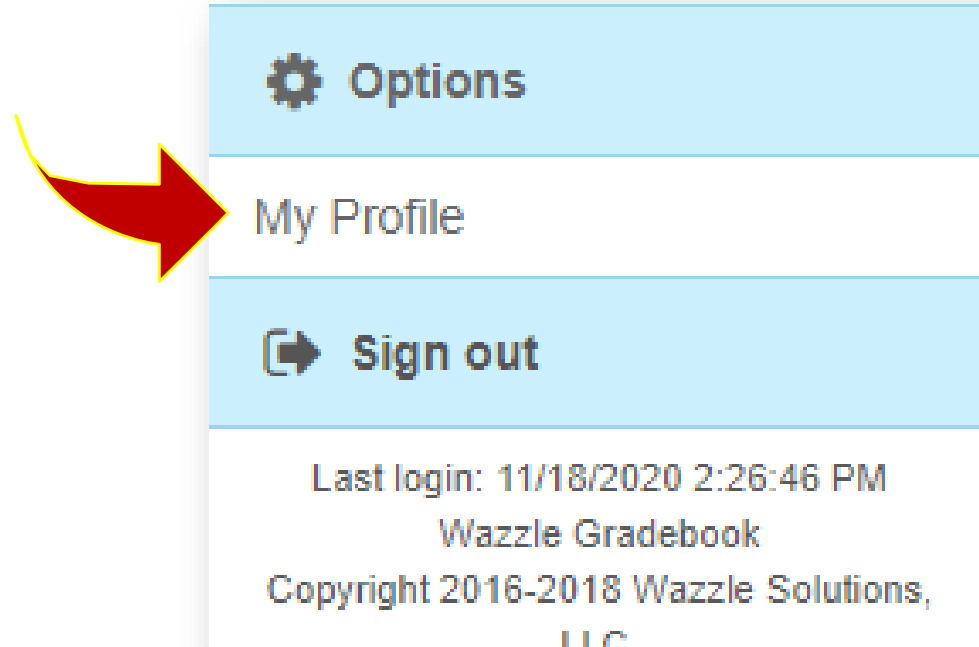
... or go to the Student Portal, then click on View Grades and Attendance.





Canceling Alerts

- Once inside the Internet Grade Viewer, click on Options in the left-hand panel and select My Profile.





Canceling Alerts

- Click on Edit under Notifications.

The screenshot shows a user profile page with the following sections:

- Profile Details**
- Contact Information**
 - Name: [Redacted]
- Notifications**
 - Subscriptions: [Redacted] [Edit](#)
- Phone Number(s) | Add**
- Email Address(es) | Add**
 - Other: [Redacted] com | [Edit](#) | [Delete](#)
- External Credential(s)**
 - : [Redacted] [Unlink](#) Active

A red rounded rectangle highlights the 'Notifications' section, and a red arrow points to the 'Edit' link.



Canceling Alerts

- Turn off all the toggle icons for notifications you no longer wish to receive.

Main / Notifications

General Notifications

Unexcused Absence Notice	✉ Email	<input checked="" type="checkbox"/>	
Excused Absence Notice	✉ Email	<input checked="" type="checkbox"/>	
Discipline Notice	✉ Email	<input checked="" type="checkbox"/>	
Attendance Summary	S M T W T F S None Weekdays All Week	✉ Email	<input checked="" type="checkbox"/>
Grade Summary & Detail Report	S M T W T F S None Weekdays All Week	✉ Email	<input checked="" type="checkbox"/>
Assignments	S M T W T F S None Weekdays All Week	✉ Email	<input checked="" type="checkbox"/>



Gradebook Notifications



Bus Information



Gradebook



Income Survey



I.T. Newsletter



Manage Student



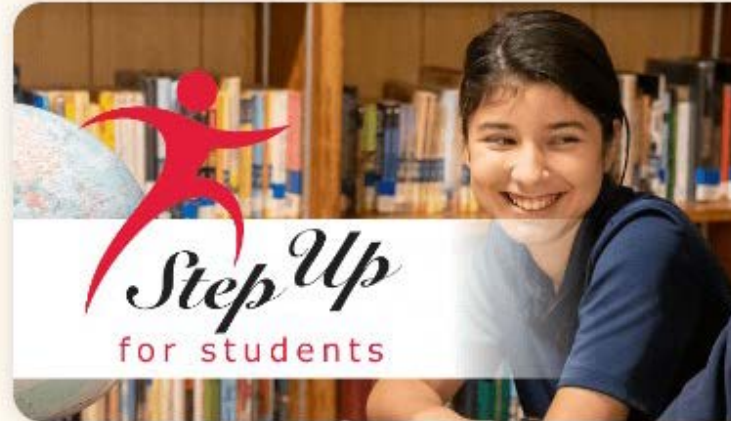
Report Card / Assessments



Student Attendance Excused



Sign Out



Remember to Sign Out when you're done.

**Be the LINK
to your
child's
success!**



ParentAcademyMiami.com